



Bulk migration



Bulk migration to all-IP

We've developed and tested a bulk migration service, enabling the transfer of at least 50 legacy broadband circuits.

With our team of specialists, we'll manage the entire delivery process from start to finish, helping reduce both time and costs for your business.

Want to get started?

Complete a front door request by emailing allip.proserve@bt.com. We can guide you through the process of completing the Cost Model and Statement of Works.

Key migration paths:


From:	To:
ADSL	SOADSL
ADSL	SOGEA
ADSL	FTTP
FTTC	SOGEA
FTTC	SOADSL
FTTC	FTTP

The benefits of broadband bulk migration



Close legacy network and move to all-IP

- Accelerate migration, which helps hit your WLR3 deadline faster.
- Achieve business objectives such as closing legacy platforms and saving.
- Revenue growth helping you meet sales targets quickly.



Performance and reliability

- High-speed internet, delivering much faster speeds.
- Increased reliability with stable connection with less degradation.



Future-proofing and scalability

- Ready for full fibre upgrades.
- Long-term investment which future-proofs the network.
- Retaining customers by giving a superior internet experience.

Case study one: government agency

Challenge

Customer required migration from legacy broadband. They wanted seamless migration before WLR closure to ensure reliability and future-proof their services.


Solution

A mixture of ADSL – SOADSL, SOGEA, and FTTP.

Result

The account manager expressed their positive feedback for the speed and accuracy with which we executed this type of migration. In their experience, such migrations typically take longer. Not only did it save time, the customer also experienced numerous other benefits, including:

- Significant improvement in internet performance.
- Smooth migration with continuous connectivity.
- Infrastructure to support future advancements.



Case study two: wholesale communication provider

Challenge


A wholesale provider customer required migration from legacy broadband. They wanted seamless migration before WLR closure, and a solution that endured reliability and would future-proof their services.

Solution

ADSL to SOADSL.

Result

- Significant improvement in internet performance.
- Smooth migration with continuous connectivity.
- Positive customer feedback.
- Infrastructure supports future advancements.



The customer journey

To get started, contact your migration specialist or account manager.



Account team to perform validation of customer inventory data.



Submit agreed list of lines in scope to all-IP Pro Services team using front door request form.



We will resolve any order issues or delays, and successfully migrated circuits will transition to standard product customer service plans upon completion.



Migrations are conducted according to the schedule outlined in the Statement of Work (SOW), with reporting provided as per the agreed terms.



The all-IP Pro Services team validates and creates SOW to be signed.



Want to get started?

Have a chat with your account manager today.

Offices worldwide.

The services described in this publication are subject to availability and may be modified from time to time. Services and equipment are provided subject to British Telecommunications plc's respective standard conditions of contract. Nothing in this publication forms any part of any contract.

© British Telecommunications plc. Registered office: 1 Braham Street, London, E1 8EE.
Registered in England No. 1800000.