



Wholesale Ethernet, Etherflow Internet – Order Entry Business Zone

October 2021

Confidentiality and Legal Statement

The information contained in this presentation slide-pack is confidential information for discussion purposes only and should not be disclosed without British Telecommunications plc (BT's) permission. Please treat it accordingly and do not forward, republish or permit unauthorised access.

Please note that BT has taken reasonable care to check that the information contained in this Presentation slide-pack is accurate at the time of issue, however, it is subject to change. In relation to any products/services referred to in this document which are currently under development and/or trial, BT gives no undertaking or other commitment that the product/service will be made commercially available.

References to any such service and time scales contained within this document are indicative and estimates for information purposes only and these and other information do not constitute any contractual or other obligation.

Applicable BT standard terms and conditions apply.

© British Telecommunications plc
2021 British Telecommunications plc
Registered office: 81 Newgate Street London EC1A 7AJ
Registered in England no: 1800000

Raising order for an Etherflow-Internet connection

This is a screen shot guide on how to raise an order for Wholesale Ethernet Etherflow Internet Service.

The Wholesale Ethernet Access, Etherway fibre service should be ordered as normal BAU process, further details can be found at www.btwholesale.com

Please remember to specify the correct etherflow segmentation required when ordering your access service.

That is either Port Based or Vlan Mapping

- this will affect your service delivery and could hold up the order if not correct.

The purpose of the following slides is to show you the various screenshots in the process for raising a new order for the **etherflow Internet** element of the service.

- Order Fibre (4-AZFK4Q3C)
- Order Etherflow Internet (4-AZFK4Q3C)
- Choose network
- Set up connections
- Add connection details
- Add IP details
- Activation
- Validate network

Choose network

Total2£1850.00£257.41

To begin configuring your order, please choose the network you want to use.

We've selected your last used network:

Network service reference:ETHN00100938

Network name:1-31LUNPT

Network ID:1-31LUNPT

Change network

Please make sure you have selected the correct network before moving on. Selecting the wrong network may lead to issues with the way your order is processed.

Network Allocation.

As a Wholesale Ethernet customer the etherflow will need to be allocated to your network service reference even if you are requesting the Point to Point service. This will ensure the correct billing and network management identification.

If you as a CP, have more than one network please ensure it aligns to the correct Etherway service and network ID .

- + Order Fibre (4-AZFK4Q3C) ✓
- Order Etherflow Internet (4-AZFK... >
- Choose network ✓
- Set up connections
- Add connection details
- Add IP details
- Activation
- Validate network

Set up connections

	Qty	One-off	Monthly
Total	2	£1850.00	£257.41

What would you like to call your new Etherflow?

Etherflow name

Give your new etherflow a name, so you can identify it easily.

Etherflow Name.

This is optional but can support in aligning the service to the correct Etherway service and network ID .

Please select the customer site

No Etherway selected

Configure

You can also add Etherways to your favourites so you can find and apply your most used Etherways to your orders faster.

Favourites

Search Etherway

Etherway from this order

Search by

Service reference

Search

e.g. ETHA12345678

Service reference	Postcode	Etherway name	Service name	Order line ID	City	Sub premise
<div>Etherway Access Allocation.</div> <div>Please ensure the Etherflow Internet service is aligned to the correct ETHA reference.</div>						

<

No Records

>

Please select the Etherway you want to assign to the A-end of your order.
You can also add Etherways to your favourites so you can find and apply your most used Etherways to your orders faster.

Favourites

Search Etherway

Etherway from this order

Service reference	Postcode	Etherway name	Service name	Order line ID	City	Sub premise
	B2 4AA		Etherway	4-AZFK4Q3C	Birmingham	Store Adjacent ...

<

1 - 1 of 1

>

Confirm >

Step 1. Configure your order

- + Order Fibre (4-AZFK4Q3C) ✓
- Order Etherflow Internet (4-AZFK... >
- Choose network ✓
- Set up connections ✓
- Add connection details
- Add IP details
- Activation
- Validate network

Add connection details

Etherflow - Internet

One-off
£0.00

Monthly
£0.00

Please choose the settings you want for your Etherflow

Connection details

Bandwidth

50Mbit/s

Please Select

10Mbit/s

20Mbit/s

30Mbit/s

40Mbit/s

50Mbit/s

60Mbit/s

70Mbit/s

80Mbit/s

90Mbit/s

100Mbit/s

200Mbit/s

300Mbit/s

400Mbit/s

500Mbit/s

1Gbit/s

Traffic class

Realtime bandwidth percentage

Maintenance category

Contract Period

For Etherflow Internet you will see three bandwidth options for 100M access 30Mbit/s 50Mbit/s and 100Mbit/s

Note The maintenance support you will receive for this product is maintenance category 3. With this maintenance package, you will get fault resolution in 5 Clock hours on 24*7 basis.

Virtual LAN ID numbers

If you don't specify any VLAN ID numbers, we will provide these for you.

Δ-End VI ΔN ID (Please leave

Contract Period

1 Year Term Contract

maintenance package, you will get fault resolution in 5 Clock hours on 24*7 basis.

Virtual LAN ID numbers

If you don't specify any VLAN ID numbers, we will provide these for you.

A-End VLAN ID (Please leave blank if you need BT to supply)

A-End stacked VLAN ID (Please leave blank if you need BT to supply)

If you have multiple etherflows on the access Vlan Aware should have been ordered on Etherway Fibre access bearer.

Your Vlan ID's will be required in the configuration of your router

< Previous

You cannot save your order in this section of the order process.

Next >

Step 1. Configure your order

- + Order Fibre (4-AZFK4Q3C) ✓
- Order Etherflow Internet (4-AZFK4Q3C) >
- Choose network ✓
- Set up connections ✓
- Add connection details ✓
- Add IP details
- Activation
- Validate network

IP address details		Qty	One-off	Monthly
		2	£1850.00	£257.41

IP details

CP name in which IP address will be/are registered*

Company Registration Number*

Full Legal Company Name(if different)

Nature of Company Business*

Subnet Details

IPv4 WAN Subnet

31

▼

IPv6 WAN Subnet

127

▼

New IPv6

Provider Independent Addressing

No

IP Subnet

56

IP Allocation Applet Details .

- 1. CP name in which IP addresses will be/are registered.
- 2. CP's Legal Entity. Field is mandatory.
- 3. Full Legal Company Name – Free Text and will need to match Company Registration (this can differ from point 1)
- 4. Nature of company business. This is mandatory and free text.

The Legal Entity should be obtained from your BT account manager prior to placing first order.
The Legal entity should be a 10 digit numerical value and should be retained for each subsequent Etherflow Internet order placed.

Step 1. Configure your order

- + Order Fibre (4-AZFK4Q3C) ✓
- Order Etherflow Internet (4-AZFK... >
- Choose network ✓
- Set up connections ✓
- Add connection details ✓
- Add IP details
- Activation
- Validate network

IP address details

	Qty	One-off	Monthly
	2	£1850.00	£257.41
Total			

IP details

CP name in which IP address will be/are registered*BTW-FOA 3

Company Registration Number*00000001

Full Legal Company Name(if different)BTW-FOA LEGAL

Nature of Company Business*TELECOMS

The Company Registration Legal Entity should be obtained from your BT account manager prior to placing first order. The Legal entity should be a 10 digit numerical value and should be retained for each subsequent Etherflow Internet order placed

Subnet Details

IPV4 WAN Subnet31

IPV6 WAN Subnet127

New IPv6

Provider Independent AddressingNo

IP Subnet56

Step 1. Configure your order

- + Order Fibre (4-AZFK4Q3C) ✓
- Order Etherflow Internet (4-AZFK... >
- Choose network ✓
- Set up connections ✓
- Add connection details ✓
- Add IP details
- Activation
- Validate network

IP address details

	Qty	One-off	Monthly
	2	£1850.00	£257.41

IP details

CP name in which IP address will be/are registered* BTW-FOA 3

Company Registration Number* 00000001

Full Legal Company Name(if different) BTW-FOA LEGAL

Nature of Company Business* TELECOMS

Subnet Details

IPV4 WAN Subnet 31

IPV6 WAN Subnet 31

New IPv6

Provider Independent Addressing No

IP Subnet 56

Wan IPs have a default of /30 or /31.

Choose network ✓
Set up connections ✓
Add connection details ✓
Add IP details
Activation
Validate network

IP details

CP name in which IP address will be/are registered*

BTW-FOA 3

Company Registration Number*

00000001

Full Legal Company Name(if different)

BTW-FOA LEGAL

Nature of Company Business*

TELECOMS

Subnet Details

IPV4 WAN Subnet

31

IPV6 WAN Subnet

127

127

New IPv6

Provider Independent Addressing

No

IP Subnet

56

Please select at least one IPV4 option.
If you wish to use your own IPV6 please select Use customer IPV6.

My BT Wholesale – Ethernet

https://my.btwholesale.com/ecomunications_enu_openui/start.swe?SWECmd=GotoView&SWEView=BTW+Ethe...

IPV4 WAN Subnet

IPV6 WAN Subnet

New IPv6

Provider Independent Addressing

IP Subnet

127

127

No

56

Please select at least one IPV4 option.
If you wish to use your own IPV6 please select Use customer IPV6.

Generate new IPv4

Use customer IPv4

Use customer IPv6

IP Allocation

the Wholesale Ethernet Direct Internet Access service will offer a dual stacked IP V4 and V6 default configuration

Customer IPs can be utilised if required, the minimum CP IP allocation will be a /24 – this should be discussed with your account manager prior to placing the order.

*Required fields

Last saved at [09:42]

My BT Wholesale – Ethernet

https://my.btwholesale.com/ecomunications_enu_openui/start.swe?SWECmd=GotoView&SWEView=BTW+Ethe...

New IPv4

Provider Independent Addressing

No

×

Number of usable IP addresses requested

6

The default/29 IP address offers 6 useable LAN IP addresses

IP Subnet

29

Add description

*Required fields

Last saved at [09:42]

< Previous

Save order

Next >

Number of usable IP addresses requested

6

IP Subnet

29

Add description

IP Description

Description of use

Firewall



Number of IP used

6

If above a /29 is required you will be charged and be required to details of the LAN IPs usage.

*Required fields

Last saved at [09:42]

< Previous

Save order

Next >

+ Order Etherflow Internet (4-AZFK... ✓

Activation >

Validate network

When would you like your new products to be activated?

We'll aim to complete the order on the dates you requested, but the actual completion date may vary depending on the complexity of your order or any **unforeseen** delays that take place.

Services in your basket

Product	Order line ID	Customer required by date	Appointment date
Etherflow - Internet (4-A... 4-AZFK4Q39		31/05/2021 00:00:00	Change
Etherway (4-AZFK4Q3C) 4-AZFK4Q3C		28/05/2021 00:00:00	Change

Please provide the required by date. Please note on an existing service the standard lead time for a new Etherflow Internet service is 3 full working days .

*Required fields

Last saved at [09:48]

specifications, extras and more.

about the progress of the order.

Make sure you're happy with everything, then go ahead and place the order.

Step 1. Configure your order

- + Order Fibre (4-AZFK4Q3C) ✓
- + Order Etherflow Internet (4-AZFK... ✓
- Activation ✓
- Validate network >

Validate network	Total			
	Qty	One-off	Monthly	
	2	£1850.00	£324.32	

Click 'Validate network' to check your order and make sure it's ready to go.
This may take a few minutes.

Revalidate network >

*Required fields

Last saved at [09:50]

< Previous

Save order

Next >

specifications, extras and more.

Step 1. Configure your order

+ Order Fibre (4-AZFK4Q3C)


+ Order Etherflow Internet (4

Activation

Validate network


Validating order

This could take up to several minutes for larger networks



We validate your order in real time so we don't have to contact you later about your order configuration.

- Checking order configuration
- Checking component compatibility
- Checking network compatibility



Did you know?

We're validating your order to stop anything going wrong with your order once it's been submitted.

ng, then go ahead and
e order.

One-off

Monthly

1850.00

£324.32

Last saved at [09:49]

< Previous

Save order

Next >

specifications, extras and more.

about the progress of the order.

Make sure you're happy with everything, then go ahead and place the order.

Step 1. Configure your order

- + Order Fibre (4-AZFK4Q3C) ✓
- + Order Etherflow Internet (4-AZFK... ✓
- Activation ✓
- Validate network >

Validate network	Total			
	Qty	One-off	Monthly	
	2	£1850.00	£324.32	


Click 'Validate network' to check your order and make sure it's ready to go.
This may take a few minutes.

Revalidate network >

✓ Your network has been validated. You can now continue to the next step and place your order.


*Required fields


Last saved at [09:50]





Order Wholesale Ethernet products: Step 2 of 4

[Help](#)

 **Configuration** ✓
Customize your product specifications, extras and more.

 **Contacts**
Tell us who should be kept updated about the progress of the order.

 **Billing**
Review your billing account details.

 **Confirmation**
Make sure you're happy with everything, then go ahead and place the order.

Step 2. Set up your contacts

Contacts

Who should be informed of any updates to your order?

Contacts to inform


All of these contacts will be sent updates on the progress of the order.
The primary contact will be contacted if anything goes wrong with the order.

Add contact

Contact	First Name	Last Name	Email address	Preferred contact number	Other contact number	Edit	Remove
---------	------------	-----------	---------------	--------------------------	----------------------	------	--------

All of these contacts will be sent updates on the progress of the order.
The primary contact will be contacted if anything goes wrong with the order.

Add contact

Contact	First Name	Last Name	Email address	Preferred contact number	Other contact number	Edit	Remove
Primary	JENNIE	HARRISON					

How should these contacts be updated about the order?

Update method* 

Email 

How should these contacts be updated about the order?

Update method* ?

Email ▼

*Required fields

Last saved at [09:51]

< Previous

Save order

Next >

Configuration
Customize your product specifications, extras and more.

Contacts
Tell us who should be kept updated about the progress of the order.

Billing
Review your billing account details.

Confirmation
Make sure you're happy with everything, then go ahead and place the order.

Step 3. Enter billing information

Billing accounts


Choose the billing accounts you wish to use for this order

You may set different billing accounts for each item in your order, if you wish.

Product	Order line ID	Billing account number*	Billing account name	Invoice template	
Etherflow - Internet (4-AZFK4Q39)	4-AZFK4Q39	0455815535	WHOLESALE ETHERNET	WS Dataservices Ethernet	Change
Etherway (4-AZFK4Q3C)	4-AZFK4Q3C	0455815535	WHOLESALE ETHERNET	WS Dataservices Ethernet	Change


you may set different billing accounts for each item in your order, if you wish.


Product	Order line ID	Billing account number*	Billing account name	Invoice template	
Etherflow - Internet (4-AZFK4Q39)	4-AZFK4Q39	0455815535	WHOLESALE ETHERNET	WS Dataservices Ethernet	Change
Etherway (4-AZFK4Q3C)	4-AZFK4Q3C	0455815535	WHOLESALE ETHERNET	WS Dataservices Ethernet	Change





Order Wholesale Ethernet products: Step 4 of 4

[Help](#)

 **Configuration** ✓
Customize your product specifications, extras and more.

 **Contacts** ✓
Tell us who should be kept updated about the progress of the order.

 **Billing** ✓
Review your billing account details.



 **Confirmation**
Make sure you're happy with everything, then go ahead and place the order.

Step 4. Confirm and place your order

Confirmation

Here's a summary of your order.
Please make sure everything on this page is correct before you place your order.

Order summary

Product	Location	Customer Required Date	Billing Account	One-Off Charge	Monthly Charge	Edit
+ Etherflow - Internet (4-AZFK4Q39)	From: B2 4AA To:	31/05/2021 00:00:00	WHOLESALE ETHERNET	£0	£66.91	
+ Etherway (4-AZFK4Q3C)	B2 4AA	28/05/2021 00:00:00	WHOLESALE ETHERNET	£1850	£257.41	

Contacts will be updated by this method.

Update method

Email

Give your order a unique reference to help you find it later.

Your order reference*

This is optional

Your order description

0/255 chars

Select Project Reference >



Need to place a lot of similar orders?

Saving your order as a template will save you time when placing multiple similar orders.
Please note, however, a template will not keep all information from the order, only certain fields.

☐

Yes, save my order as a template

☐

I accept the terms and conditions, and understand that delays could be encountered if any of the details I have provided are incorrect or missing.*

*Required fields

Last saved at [09:52]

[< Previous](#)

[Save order](#)

[Place order >](#)

Your order has also been saved as a template. [Click here](#) to see all your saved templates.

Order Submission

BT order reference

Your order reference

Account

Quoted

BT Order reference

Your order reference

Please wait



Order Wholesale Ethernet products: Submitted

Thanks! Your order has been submitted.

Order Submission

BT order reference 4-860769828095

Your order reference TC03 RE-TEST

